



Court of Common Council

Date: THURSDAY, 13 SEPTEMBER 2012
Time: 1.00 pm
Venue: GREAT HALL - WEST WING, GUILDHALL

16. **ANNUAL REPORT OF THE COMMISSIONER OF POLICE**

We submit for the information of the Court, the Annual Report of the Commissioner of Police for 2011/2012 which has been printed and circulated.

Chris Duffield
Town Clerk and Chief Executive

This page is intentionally left blank



Annual Report 2011–2012



- Police Committee
2011/2012**
- Simon Duckworth (Chairman)
 - Henry Pollard
(Deputy Chairman)
 - Deputy John Barker OBE
 - Deputy Doug Barrow
 - Mark Boleat
 - Robert Duffield
 - Alderman Alison Gowman
 - Brian Harris
 - Deputy Keith Knowles MBE
 - Vivienne Littlechild
 - Alderman Ian Luder
 - Helen Marshall
 - Robert Merrett
 - Deputy Joyce Nash OBE
 - Don Randall MBE
 - Deputy Richard Regan, the
Chief Commoner
 - Alderman Simon Walsh

To be presented on 13 September 2012 to the Right Honourable The Lord Mayor, Aldermen and Commons of the City of London in Common Council assembled.

Members of the Police Committee, having had the opportunity to read and offer comments on the draft of the Annual Report of the Commissioner of Police for the period April 2011 to 31 March 2012 agreed that the final document be printed and circulated to all Members in accordance with the authorisation of the Court of 28 June 1956.

The report is submitted for the information of the Court.

Dated this 11 July 2012

Signed on behalf of the Committee

Simon Duckworth DL
Chairman of the City of London Police
Committee

CONTENTS

THERE IS NOWHERE ELSE in the country – or the rest of the world – quite like the City of London. As the police force covering the historic Square Mile, our role is to ensure that the heart of the British economy continues to operate in a safe and secure environment. However, the City is more than just a pre-eminent financial centre – it is also a thriving cultural and entertainment venue and home to a thousand years of architectural history.

In turn, policing the City is unlike the challenge facing any other police force. Each night, around 10,000 residents call the City their home. By contrast, each morning more than 300,000 people of an estimated 189 different nationalities come to work here – joined by a growing number of visitors, tourists, and commuters passing through the City's transport hubs.

Levels of crime in the City are lower than virtually anywhere else in the country and 2011/12 has seen the 10th consecutive year of a fall in crime. A truly unique achievement for a truly unique police force.

| | |
|---|--------------------|
| Commissioner's foreword | 04 |
| Chairman's foreword | 05 |
| Protecting the City | 06 |
| Tackling Anti-Social Behaviour and Countering Terrorism | 09 |
| Delivering results | 10 |
| Investigating economic crime | 12 & 13 |
| Working in partnership | 14 & 15 |
| City First and meeting the budget challenge | 16 |
| The Leadership | 18 |
| The Wards | 19 |
| Highlights of the year | 20 & 21 |
| Statistics | 23 |

COMMISSIONER'S FOREWORD



THE UNIQUE NATURE of the Square Mile brings with it unique policing challenges. As the leading international financial and business centre, it is an area where disruption to 'business as usual' has worldwide implications, and this can make the area a target for people hoping to attract greater attention for their cause.

That was the case in October, as St Paul's Churchyard became the centre of an international protest. The force faced a challenge to balance our role in facilitating peaceful protest with a responsibility to minimise disruption to the local community, all the while operating in the glare of the media. I'm proud to say my officers handled the situation with the professionalism you'd expect of the City of London Police.

That pride extends to all those officers who supported Metropolitan Police Service colleagues during the disorder that disrupted parts of London last summer. Like many of you, I was shocked by television pictures showing violence and an apparent disregard for the law, but proud of the courage and commitment of the officers who responded to restore order.

The disorder again underlined that the most serious criminal threats transcend force boundaries. That is equally true in our response to fraud. The force has a national remit to combat economic crime, and it is a responsibility we take very seriously.

This year we have set in motion a regionalisation plan that will be a cornerstone of our ambition to establish a national economic crime capability. This will be complemented by an equally ambitious plan to build an international academy providing training to both the public and private sector in how to investigate and prevent fraud. Coupled with our ongoing fraud investigation work and the increased capabilities of the National Fraud Intelligence Bureau, we are putting together the most substantial policing response to economic crime that the UK has ever seen.

Our work in the past 12 months has taken place against the backdrop of financial challenges presented by Government funding cuts. In austere times, it is important that we all find savings, but we should not shy away from growing parts of our force in response to the needs of our communities. Our restructure programme is well underway, and we are confident of reaching our budget targets by 2014.

Before then, of course, we will welcome Her Majesty the Queen's Diamond Jubilee and the 'greatest show on earth' to London. Both the Diamond Jubilee and the Olympics will allow us to showcase London and the City. These events will present challenges to us all but they will also bring opportunities to demonstrate the professionalism of the force.

A handwritten signature in black ink that reads "Adrian Leppard".

Adrian Leppard QPM

Commissioner of Police for the City of London

CHAIRMAN'S FOREWORD



AS MY TENURE as Chairman of the Police Committee comes to an end, I would like to pay tribute to the hard work which all Members of the committee have put into the role of policing governance over these past four years, and to thank them for their continued support. We have been privileged to have worked with a high performing leadership team at the force during this period, and my appreciation goes to them as well as to all who work for City of London Police.

The change in Chairmanship comes at a critical time for policing. Directly-elected Police and Crime Commissioners (PCCs) will replace existing police authorities next November, in a move which will change existing governance arrangements across the nation. Although these new national arrangements do not apply to the City, the Police Committee agreed last January to strengthen the City Corporation's own existing governance structures in the light of the national reforms taking place and to recognise the increasing demands in our policing activity.

These changes include my successor's role being more clearly defined as the City's principal spokesman for local policing and crime, whilst an increased focus on economic crime, to reflect our wider and strategic national

responsibilities, will see the creation of a new dedicated Economic Crime Board, which I have been asked to chair.

The year ahead will see unprecedented challenges for the City Police. The Queen's Diamond Jubilee and the Olympic Games will place extraordinary operational demands on the City and London as a whole and the security arrangements, which we have taken part in preparing for several years, will be put to the test.

In parallel, the next 12 months will see the implementation of the force's 'City First' change programme, a process which will bring challenges of its own. The Police Committee will help continue to offer its support and assistance to the Commissioner over this period to secure a policing service that meets the requirements and needs of the City communities.

Simon Duckworth DL

Chairman of the City of London
Police Committee

PROTECTING THE CITY

ANOTHER YEAR, another fall in crime. That is the proud boast of the City of London Police, with annual figures showing that crime fell by four per cent in 2011/12, meaning residents, workers and visitors to the City are now safer than at any point in the last 10 years. It is even more of an achievement when considered against a backdrop of disorder across the capital last summer, and headline-grabbing protest outside St Paul's Cathedral.

Of course, protest in the City is nothing new. The Square Mile's iconic backdrop and position at the centre of the world's financial markets means it has long been a location for protest.

That was particularly evident when the world's media descended on Ludgate Hill, as protests outside St Paul's Cathedral captured international headlines.

The City of London Police's role throughout was to help find the balance between facilitating peaceful protest and minimising the disruption that protest can cause to the local community.

The force liaised closely with local businesses, St Paul's Cathedral and protestors themselves to find that balance; work that was praised in many quarters. At the end of February, bailiffs employed by City of London Corporation removed tents and equipment from St Paul's

Churchyard, in line with a High Court order. The operation was largely peaceful, with City officers, supported by the Metropolitan Police Service, ensuring public safety.

That theme of City and Metropolitan police officers standing side-by-side is again a common one across the last 12 months. During protests against university fees the forces worked together to ensure a peaceful outcome as several thousand people marched through the capital, ending at London Wall in the City.

Perhaps of most note was the close operational working during the disorder last summer. Throughout the unrest, the City of London Police supported the operation to keep London safe, as well as dedicating significant resources to protecting the Square Mile and its community.

The role of the City community in this should not be underestimated. A request for Special Constables to be released from their day jobs for duty saw an immediate response, with the volunteer officers ultimately totting up more than 500 hours of duty, working alongside regular police officers to keep the City safe.

The force's successful policing of the Square Mile owes much to its relationship with the City communities. The Wards policing teams (known as neighbourhood policing teams nationally) talk to the community on a daily basis, and the force's priorities are set according to those conversations.







TACKLING ANTI-SOCIAL BEHAVIOUR AND COUNTERING TERRORISM

TACKLING anti-social behaviour remains one such priority, and the force is the single point of contact for anyone wanting to report such incidents in the City. One focus is encouraging people to report anti-social behaviour, and the force takes every call seriously, working with partners until the problem is resolved.

Communication is key to both identifying priorities and keeping the community updated on the force's progress in tackling them.

One technique the force has focused on in the last 12 months is social media. The force has a facebook page, and is using twitter to get timely and targeted crime prevention and personal safety messages to its communities, both through the well-established @CityCycleCop account and through a corporate twitter account.

@CityPolice now has well over 2,400 followers – predominately people interested in the work of the force, such as residents, City workers and journalists – and is used by officers and staff across the force to tweet City-relevant crime prevention messages and personal safety advice, as well as force successes.

Businesses and residents in the Square Mile can also keep up-to-date with the latest information on security and policing operations through the community email and text alert system.

Information on all these schemes can be found on the force's website www.cityoflondon.police.uk

Counter terrorism

The City's iconic backdrop is not only attractive to demonstrators. The threat of terrorism is real and ever-present in the Square Mile, and the City of London Police continues to work with the Metropolitan Police Service and British Transport Police to protect the Capital.

Officers patrol the City day and night, and monitor traffic entering the Square Mile, both through staffed entry-points and via the unique 'ring of steel' CCTV network that includes high-tech Automatic Number Plate Recognition (ANPR) software.

The force has a dedicated counter-terrorism unit that works closely with other agencies, both domestically and internationally. Its primary focus is around comprehensive intelligence gathering, and its work in this area plays a crucial role in keeping the City safe.

The unit also has a key responsibility in managing Project Griffin, the force's link with the City's private sector security industry. The force provides substantive training to the City's security professionals, work that helps to develop a co-ordinated network of individuals trained to deter and disrupt terrorist activity. Project ARGUS events, designed to aid businesses in



DELIVERING RESULTS

preventing, preparing for, handling and recovering from a terrorist attack, are run parallel to this. These also offer businesses the chance to discuss continuity plans.

Public vigilance remains a crucial part of the force's comprehensive counter-terrorism response. Suspicious activity can be reported to the anti-terrorism hotline, run by the Metropolitan Police Service, on 0800 789 321.

Solving crime

City of London Police has several specialist units that work together to investigate crime linked to the City. Detectives in the force's CID team handles investigations into crime in the Square Mile, and their work is crucial in ensuring criminals are deterred from targeting the City. Investigations in the last year have jailed criminals involved in theft, robbery and violence.

One notable case saw two men convicted at the Old Bailey after assaulting a stranger and stealing his smartphone. CID officers were able to identify and trace the robbers, having tracked their journey to and from the scene of the crime, painstakingly piecing together hours of CCTV footage from cameras in the City and on local buses.

The CID team includes the force's specialist plain clothes Crime Squad, officers trained to merge with the crowds of people walking the City's streets. Their work has successfully caught cycle thieves, bag-dippers and shoplifters, as well as catching drug dealers red-handed.

One drug dealer was caught after an officer noticed him acting suspiciously outside a pub. He was arrested, and a subsequent search of his car and flat revealed drugs with an estimated street value of £13,000, plus thousands of pounds in cash. The man was jailed for 27 months.

High-profile investigations are handled by the force's Major Investigation Team (MIT), supported by the covert expertise of the Central Detective Unit (CDU).

In January, a 16-month MIT investigation proved a former private investigator had tried to blackmail a City businessman. The man had used stolen phone records to falsely accuse the businessman of corruption, before demanding £45,000 to destroy the evidence.

But detectives were able to use detailed analysis of phone records to identify the man behind the plot, as well as tracking down an accomplice and the telecoms employee who sold the phone data to the pair.

An operation led by CDU in November prompted one of the UK's biggest seizures of a Class A drug that is often used in ecstasy tablets, known as MDMA.

The operational activity brought together officers from across the force, as a complex plan saw arrests in Camden and Islington and an application for – and subsequent execution of – a residential search warrant.

Four men now await court appearances in connection with the investigation.

“Officers patrol the City day and night and monitor traffic entering the Square Mile, both through manned entry points and the unique ring of steel”



INVESTIGATING FRAUD



LATEST ASSESSMENTS indicate that economic crime is costing the UK £73 billion* per annum. The Government is alive to the threat and has positioned the City of London Police as an integral part of its law enforcement approach, with each part of the force supporting the wider multi-agency response through the National Crime Agency (NCA) and Economic Crime Command.

Importantly the City of London Police has also been quick to recognise that budget reductions don't automatically have to mean diminished capabilities in tackling economic crime. The launch of an insurance fraud unit funded by industry but operating out of the Economic Crime Directorate (ECD) is just one example of how the force is exploring new ways in which the private sector can make a greater contribution to investigating economic crime. This willingness to think differently and operate outside its comfort zone will ensure the force continues to do what it has always done to the highest level, while at the same time expanding its remit across the country and around the world.

The Economic Crime Directorate (ECD) and DCPCU

The Economic Crime Directorate (ECD) continues to operate with five fraud squads investigating 'traditional' fraud offences in areas including banking, insurance, investment, insider dealing and advance fee frauds. There are also four units focused on specific aspects of financial crime, the cheque and credit card unit, the money-laundering unit, the overseas anti-corruption unit and an asset recovery team.

Together these units are investigating more than £5 billion of economic crime activity – approximately £3.5 billion stolen and £1.5 billion attempted stolen.

The Dedicated Cheque and Plastic Card Unit (DCPCU) goes from strength to strength, with City of London Police and Metropolitan Police Service detectives working side-by-side to clamp down on card payment fraud. The unit is saving the banking industry tens of millions of pounds each year and working tirelessly to stay one step ahead of the fraudsters.

*NFA National Fraud Indicator 2012

A national lead force and a Centre of Excellence

The work within ECD is now intertwined with the force's responsibilities as the national lead force for economic crime. Since being awarded this special status by the Government in 2008 the City of London Police has taken on more than 200 lead force fraud investigations across the UK involving multiple law enforcement agencies.

At the same time, a Centre of Excellence was setup to enhance the professionalism and capabilities of fraud investigators in UK police forces, law enforcement agencies and within the wider financial community. Located within ECD, it is uniquely placed to deliver fraud training, accreditation and professional legislation, and to prioritise fraud prevention and disruption activities to enhance effectiveness of the UK's response to fraud. The focus of work for the Centre of Excellence is driven by the strategic priorities of the national lead force for economic crime and the National Fraud Intelligence Bureau, namely: money laundering; organised crime groups; payment card fraud; professional enablers; share purchase fraud; and technology enabled crime. Expansion plans are now afoot, with the aim being to create a much bigger training academy equipped to meet the needs of police and private investigators from the worlds of law enforcement and the private sector.

The National Fraud Intelligence Bureau (NFIB)

Sitting alongside the National Lead Force is the National Fraud Intelligence Bureau (NFIB). The NFIB is one of the most advanced police analytical systems in the world, driven by public and private sector partnerships and designed to collect and analyse millions of previously unconnected reports of fraud. This intelligence is used as the catalyst for fraud investigations, both at the City of London Police and forces around the country. The data is also the source of fraud alerts circulated to public and private sector partners and, through the media, the general public. Over the next year, all reports of fraud, from large multi-jurisdictional cases to small local level crime, will first be sent to the NFIB for assessment and dissemination. This information will be set alongside the new streams of data that are continually being made available by new partners. For the NFIB to function and thrive requires different organisations to continue to provide and share different types of fraud data for the purpose of analysis. Current data providers include CIFAS, the UK's Fraud Prevention Service, UK Payments, NHS Counter Fraud Agency, the Insurance Fraud Bureau and Vodafone.



WORKING IN PARTNERSHIP



Page 14

The Insurance Fraud Enforcement Department (IFED)

The newest addition to the City of London Police's fraud fighting capability is the Insurance Fraud Enforcement Department (IFED), a specialist unit set up to tackle an area of criminality that is estimated to cost £3 billion. Funded by the insurance industry but acting with operational independence, the 34-strong team of detectives and financial investigators is focusing on both established criminality - motor insurance fraud, commercial and public liability fraud – and individuals making bogus small claims. One of the aims of this collective action is to change the public perception that committing insurance fraud is somehow acceptable. In the first quarter of 2012 IFED made a significant impact with detectives travelling across England and Wales in pursuit of suspected insurance fraudsters. In three months there were more than 60 arrests, and at the end of March there was the first criminal conviction when a man pleaded guilty in a Leeds court to falsifying a car accident to make a bogus claim for whiplash injuries. IFED has also run a major investigation into a car insurance fraud that could have left thousands of people unknowingly driving uninsured. Collectively, this adds up to £3.5 million of fraudulent activity under investigation by the department.

Three of the best:

The City of London Police investigates some of the biggest, most complex and sophisticated frauds, with the

force often featuring on TV, radio and in newspapers. Here are three of the biggest and best fraud cases from 2011/12 which put the force firmly in the spotlight:

THE £115 MILLION 'PONZI' FRAUD

A three-year City of London Police investigation concluded in March 2012 with a 14 and a half year prison sentence for the mastermind of a £115 million investment fraud that trapped 800 investors living across the UK and around the world.

Kautilya Pruthi traded as a business consultancy to lure in clients from the world of sport and entertainment with the promise of massive monthly returns made from lending to companies in crisis. The reality was investing next to nothing and spending the money on a fleet of fast cars, a private jet and renting £20,000 per month properties. The details of the investigation were carried in all the national newspapers with a City of London Police officer appearing on the evening news bulletins.

GLOBAL COUNTERFEITING GANG CONVICTED

The story behind the conviction of four men from a globally organised crime gang that aimed to flood the UK with counterfeit goods was the focus of a one-hour ITV documentary.

Millions tuned in to see how detectives operated covertly to track containers of illegal goods being shipped from the Far East and through ports into South East England. The investigation then monitored how the criminals oversaw the importation and distribution of counterfeit items masquerading as leading international brands onto market stalls and shops in London and across the country.

FAMILY OF FRAUDSTERS JAILED FOR TOTAL OF 19 YEARS

A family of fraudsters were jailed for a total of 19 years for masterminding a boiler room fraud that took £27.5 million from up to 1,700 investors. A joint investigation by the City of London Police, Financial Services Authority and Eurojust revealed how the three men controlled a syndicate of 16 boiler rooms that sold millions of low value, worthless and sometimes non-existent shares to victims in the UK. Media covering the story, reported how many of the victims were elderly and, in some cases, suffering from serious illnesses.



CITY FIRST AND MEETING THE BUDGET CHALLENGE

THE CITY FIRST change programme was launched in January 2011 to help the force face the financial challenge of a 20% budget reduction (equivalent to saving approximately £20 million) by 2014-15. The change programme was a result of the government's Comprehensive Spending Review in October 2010.

People from across the force were brought together to create a City First programme team, which reflected areas of expertise within the City of London Police and Special Constabulary. At times, they were assisted by specialist consultants, often on a pro bono basis.

Work began on an audit to create a clear picture of the force, how it operated and the resources it had at its disposal. Key services delivered by the force, rather than the units or departments that deliver them, were reviewed and feedback was sought from staff through the Staff Suggestion Scheme and special workshops.

These findings were used to create a proposed new model for the force which has been designed to group functions under five key areas – Intelligence & Information, Operations, Economic Crime (National and International), Crime Investigation and Organisational Services.

As part of City First, work has also been undertaken to look at opportunities where the force can collaborate with other forces and organisations in an attempt to not only save money but also to see if and where it would be possible to improve service delivery and increase operational capability or share risk.

As at the end of March 2012, the new model had been agreed as a proposed structure for the force. This model will continue to be assessed, developed and refined and will be presented to staff in April for feedback and to herald the start of a formal consultation process with both staff and external stakeholders. In addition, implementation planning and preparation for change management had commenced.

“More than ever before we need to put our service delivery at the forefront of everything we do and be prepared to challenge ourselves about value for money and cost effectiveness at every opportunity, while also maintaining the key elements that make us both unique and effective as a force.”

Adrian Leppard QPM



 CITY OF LONDON
POLICE

Cyclists and Drivers
Look out for each other

www.cityoflondon.police.uk



THE LEADERSHIP

Commissioner Adrian Leppard

Adrian Leppard took up his appointment as the new Commissioner of Police for the City of London in January 2011.



Mr Leppard joined the City from Kent Police where he was Deputy Chief Constable. As Commissioner he heads up the country's lead force in economic crime investigations, many of which have national and international significance.

Commissioner Leppard is responsible for all policing matters in the City of London. The force concentrates on three key priorities: economic crime, counter terrorism and community policing.

He has received three Chief Constable's Commendations throughout his career, completed a Masters Degree in Business (MBA) in 2001 and was awarded the Queen's Police Medal (QPM) in 2012.

Assistant Commissioner Frank Armstrong

Frank Armstrong joined the City of London Police as Commander in December 2000, bringing with him a wealth of knowledge and experience.



In September 2003 he took over the Support Services portfolio, which underpins operational policing. He led the response to the terrorist threat post 9/11 and was in charge on the 7th of July 2005, leading the force's response to the London terrorist attack.

He was appointed Assistant Commissioner in May 2007 and is deputy to the Commissioner of Police for the City of London. In addition, he leads on Olympic policing and heads the Operations portfolio, which is responsible for the operational running of the force. This includes Territorial Policing, Specialist Support, Counter Terrorism, Serious Crime and Professional Support. Most recently, he was the Chief Officer leading the force response to the St Paul's Churchyard camp occupation and protest.

For many years he has supported the Child Victims of Crime charity and in 2011 was its Chairman.

Commander Ian Dyson

Ian Dyson has had a varied career, joining the Metropolitan Police Service in 1983 before moving to Surrey Police as Assistant Chief Constable in 2008, where amongst other roles he was the lead for Citizen Focus, helping to improve Neighbourhood Policing.



Ian moved to the City of London Police in September 2010 and is responsible for the support services portfolio which includes HR Services, Professional Standards and the Equality, Diversity & Human Rights Unit. He is also leading on the City First change programme to meet the budget challenge and is the ACPO London Regional Lead for the Special Constabulary.

His professional interests include Public Order and he is the ACPO national lead for Contact Management.

Director of Corporate Support Eric Nisbett

Eric Nisbett, an Associate Member of the Chartered Institute of Management Accountants (ACMA), joined the City of London Police in 2002 from the London Borough of Hackney where he was the Finance and Operations Manager within a directorate.

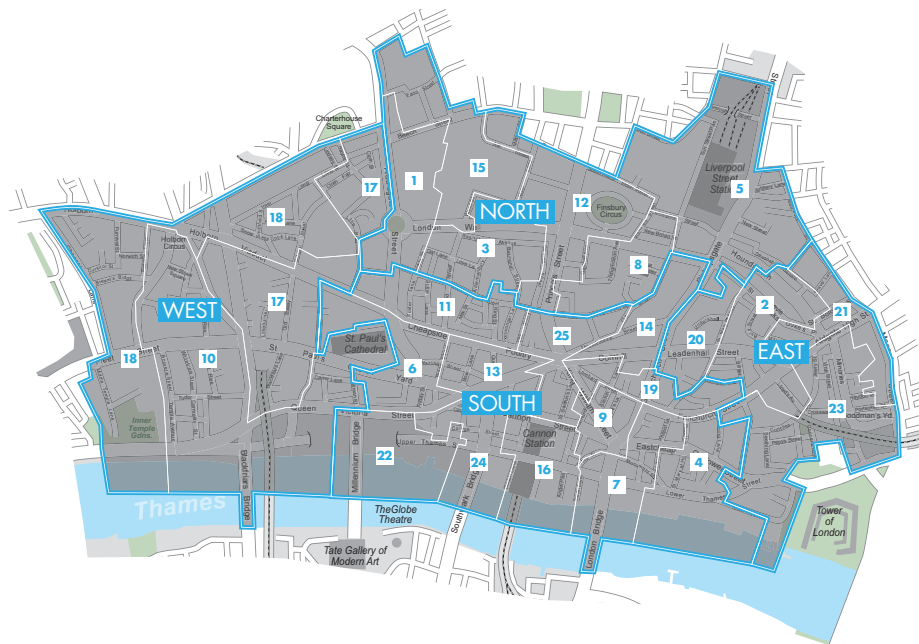


He is the highest ranked civilian in the force and has overall responsibility for finance, property services, technology and strategic planning.

Mr Nisbett is responsible for driving change and chairs the force's Organisation Change Board (OCB).

Along with his three colleagues, Eric is a member of ACPO, having successfully completed the ACPO Strategic Command Course in 2005.

THE WARDS



The square mile is now grouped into four main areas consisting of a number of Wards.

Key to Wards

- | | | | |
|-----------------|--------------------|------------------------|----------------|
| 1. Aldersgate | 8. Broad Street | 15. Cripplegate | 22. Queenhithe |
| 2. Aldgate | 9. Candlewick | 16. Dowgate | 23. Tower |
| 3. Bassishaw | 10. Castle Baynard | 17. Farringdon Within | 24. Vintry |
| 4. Billingsgate | 11. Cheap | 18. Farringdon Without | 25. Walbrook |
| 5. Bishopsgate | 12. Coleman Street | 19. Langbourn | |
| 6. Bread Street | 13. Cordwainer | 20. Lime Street | |
| 7. Bridge | 14. Cornhill | 21. Portsoken | |

Police Committee Chairman Simon Duckworth DL

Simon Duckworth was elected to the Court of Common Council in 2000 and joined the Police Committee in 2002, serving as Deputy Chairman from 2006-08, and Chairman from 2008. He joined the Association of Police Authorities' (APA) Strategic Policing and Police Authority Reform Groups in 2007 and was appointed to the APA's Board of Directors the following year. In 2007 he was invited to serve on the Home Office Strategy Group planning Olympic Security and joined the National Olympics Security Oversight Group (NOSOG), becoming Chairman in 2009; he has been a member of the Home Office's Olympic Security Board since 2009. He also sits on the National Crime Agency Programme Board and the Economic Crime Co-Ordination Board at the Home Office, and was appointed to the Board of the Serious Fraud Office (SFO) in 2011. Simon is one of Her Majesty's Lieutenants for the City of London and has been a Greater London Deputy Lieutenant since 2008. Chairman of Barings Targeted Return Fund, Simon is a Director of a number of quoted companies.

New Police Committee Chairman Henry Pollard



Henry Pollard is an elected Member of the City of London Corporation, having been elected for the Ward of Dowgate in 2002. He has served on the Police Committee since 2007 and previously served as Deputy Chairman and Chairman of the Professional Standards Sub Committee. He also sits on the Investment Committee, Financial Investment Board, Planning and Transportation Committee and Finance Committee. He is Deputy Chairman of the Corporation's Christ's Hospital Committee, an Almoner of the school and a Liveryman of the Skinner's Company.

Henry works for the global fund management group Invesco Perpetual in London where he is a Regional Sales Director servicing a range of financial intermediaries including banks. He has been involved in financial services for the past 25 years.

HIGHLIGHTS OF THE YEAR

April 2011

Home Office figures showed crime had fallen again in the City, with a notable reduction in violent crime, criminal damage and burglaries.

The falling crime trend in the City was reflected in the quarterly national figures, which showed the risk of being a victim of crime remaining at a 30-year low.

May 2011

Inquest verdicts for the 52 victims of the 7/7 bombings were given after a five-month hearing at the Royal Courts of Justice.

Speaking outside court, Assistant Commissioner Frank Armstrong offered his condolences to the families and friends of victims, and paid tribute to the bravery of members of the public and police officers.

June 2011

The force's Economic Crime Directorate oversaw the first UK criminal charges for 'land banking' fraud - an emerging crime where investors are duped into purchasing plots of worthless land.

Detectives also raised awareness through the media of the scale and nature of the fraud, appearing on TV and radio and in the newspapers in a concerted effort to stop more people falling victim to this crime.

July 2011


A spate of thefts from customers at the City's many cafes, pubs and bars prompted an increase in officers patrolling the Square Mile, including plain-clothes detectives and Wards officers offering crime prevention advice. The approach proves successful, as annual figures show crime fell in the City for the 10th consecutive year.

August 2011

City officers supported Metropolitan Police colleagues during the riots in parts of London. While there was no disorder in the City, more than 1,000 people were ultimately charged in connection with the violence across London, following a wide-reaching investigation led by the Metropolitan Police Service.

September 2011


City of London Police headed a major strike against charity bag fraud, arresting an organised crime gang suspected of stealing second hand clothes worth hundreds of thousands of pounds to UK charities. The story behind the operation was told on the BBC One Show and in the Times newspaper. Charity bag fraud is estimated to cost the third sector up to 50 million pounds every year.



October 2011

The trial started of three men accused of trying to sell access to confidential information, following an investigation by the Overseas Anti-Corruption Unit and the Serious Fraud Office.

The trio were jailed after the jury ruled they had conspired to obtain corrupt payments, in return for passing confidential details of multi-million pound engineering contracts.



November 2011

Crowds lined City streets to enjoy the annual Lord Mayor's Show.

The procession stretched more than three miles in length, and included Commissioner Adrian Leppard, who had learned to ride so he could take his position leading the mounted escort provided to the Lord Mayor.



December 2011

A London crime gang was jailed for producing fake bank notes after an investigation by detectives from City of London Police, supported by SOCA and the Bank of England. The gang had put together a system to produce replica £20 and £50 notes, prompting the Bank of England to remove £260,000 of counterfeit notes from circulation.



January 2012

A multi-agency task force, led by the City of London Police, acted on NFIB intelligence to disrupt an organised crime gang suspected of using 'money mule' accounts to launder their criminal gains.

Operation Ozone was the first of its kind to originate from the Economic Crime Operations Group, established to support the delivery of the National Crime Agency.



February 2012

After only a month in operation the Insurance Fraud Enforcement Department was producing arrests, with detectives travelling across England and Wales to apprehend suspected insurance fraudsters.

No case is too big or small for the team - with investigations into major car insurance fraud running alongside enquiries into opportunistic fraudsters making bogus claims for stolen cars, missing pets and burgled houses.



March 2012

The Gherkin was the venue for the force as the City of London Police held a stakeholder event to outline its economic crime business strategy.

Senior representatives from the City's business community heard about the force's plans around developing a national capability for policing economic crime, including establishing a National Fraud Academy and making better use of the National Fraud Intelligence Bureau.





CP
938

STATISTICS

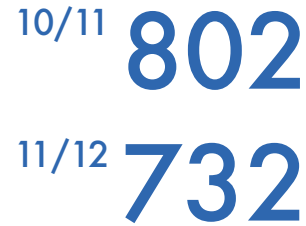
TOTAL RECORDABLE CRIME City of London Police



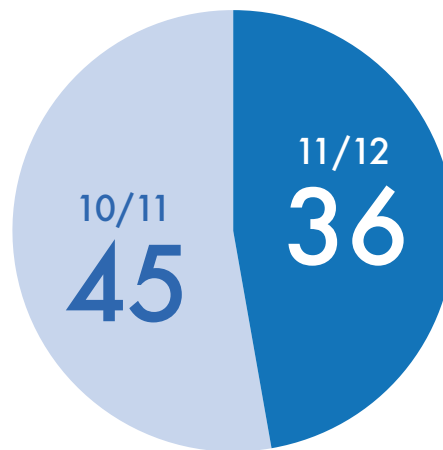
POSSESSION OF WEAPONS No. of offences




THEFT FROM SHOPS



VIOLENCE AGAINST THE PERSON HARASSMENT (protection from harassment)



THEFT FROM A PERSON No. of offences



HOME OFFICE RECORDABLE CRIME

| Violence Against the Person | No. of offences | | No. of detections | |
|--|-----------------|-------|-------------------|-------|
| | 10/11 | 11/12 | 10/11 | 11/12 |
| Murder | 0 | 0 | 0 | 0 |
| Attempted murder | 0 | 1 | 0 | 0 |
| Causing death by dangerous driving | 1 | 1 | 1 | 0 |
| Threat or conspiracy to murder | 0 | 1 | 1 | 0 |
| Manslaughter | 0 | 1 | 0 | 1 |
| GBH with/without intent | 37 | 34 | 18 | 20 |
| Assault with less serious injury | 249 | 218 | 105 | 114 |
| Racially aggravated ABH | 1 | 5 | 1 | 3 |
| Possession of weapons | 30 | 31 | 30 | 30 |
| Harassment (Protection from harassment) | 45 | 36 | 20 | 11 |
| Racially aggravated harassment | 7 | 1 | 4 | 2 |
| Public fear, alarm or distress | 130 | 97 | 79 | 63 |
| Racially aggravated public fear, alarm or distress | 47 | 37 | 30 | 16 |
| Assault without injury on police | 16 | 18 | 15 | 17 |
| Assault without injury | 140 | 203 | 69 | 100 |
| Racially aggravated assault without injury | 2 | 11 | 3 | 8 |
| Poisoning or Female Genital Mutilation | 1 | 0 | 0 | 0 |
| Cruelty/neglect of children | 0 | 0 | 1 | 0 |

| Burglary | No. of offences | | No. of detections | |
|-------------------------|-----------------|-------|-------------------|-------|
| | 10/11 | 11/12 | 10/11 | 11/12 |
| Burglary – dwelling | 38 | 32 | 5 | 3 |
| Burglary – non dwelling | 234 | 264 | 53 | 59 |

| Theft and handling stolen goods | No. of offences | | No. of detections | |
|---|-----------------|-------|-------------------|-------|
| | 10/11 | 11/12 | 10/11 | 11/12 |
| Aggravated vehicle taking | 3 | 0 | 2 | 1 |
| Theft from a person | 320 | 324 | 10 | 18 |
| Theft from a dwelling (other than from meter) | 3 | 2 | 0 | 0 |
| Theft by an employee | 43 | 34 | 30 | 24 |
| Theft of mail | 14 | 2 | 1 | 0 |
| Abstracting electricity | 0 | 0 | 0 | 0 |
| Theft of pedal cycles | 421 | 459 | 28 | 32 |
| Theft from motor vehicles | 170 | 119 | 19 | 23 |
| Theft from shops | 802 | 742 | 473 | 414 |
| Theft from automatic machines/meters | 59 | 12 | 9 | 7 |
| Theft or unauthorised taking of a motor vehicle | 89 | 73 | 12 | 15 |
| Interference with motor vehicles | 5 | 2 | 2 | 1 |
| Profiting from proceeds of crime | 91 | 12 | 79 | 12 |
| Other thefts | 1,688 | 1,914 | 79 | 215 |
| Handling stolen goods | 26 | 16 | 22 | 17 |

HOME OFFICE RECORDABLE CRIME – Continued

| Criminal Damage | No. of offences | | No. of detections | |
|-----------------|-----------------|-------|-------------------|-------|
| | 10/11 | 11/12 | 10/11 | 11/12 |

| | | | | |
|------------------------------|-----|-----|----|----|
| Criminal damage (exc. arson) | 195 | 231 | 66 | 66 |
| Arson | 1 | 3 | 0 | 2 |

Robbery

| | | | | |
|-------------------|----|----|---|----|
| Personal Property | 37 | 43 | 9 | 14 |
| Business Property | 6 | 3 | 5 | 1 |

| Sexual Offences | 10/11 | 11/12 | 10/11 | 11/12 |
|-----------------|-------|-------|-------|-------|
|-----------------|-------|-------|-------|-------|

| | | | | |
|---|----|----|---|---|
| Rape of female 16 or over | 5 | 1 | 0 | 1 |
| Rape of a male 16 and over | 1 | 0 | 0 | 1 |
| Sexual assault on female 13 or over | 18 | 25 | 7 | 5 |
| Sexual assault on male 13 or over | 3 | 2 | 2 | 1 |
| Exploitation of prostitution | 3 | 0 | 1 | 1 |
| Exposure and voyeurism | 8 | 7 | 3 | 0 |
| Sexual activity involving a child under 16 | 1 | 0 | 0 | 2 |
| Abuse of position of trust of a sexual nature | 0 | 0 | 0 | 0 |

| Fraud and Forgery | No. of offences | | No. of detections | |
|-------------------|-----------------|-------|-------------------|-------|
| | 10/11 | 11/12 | 10/11 | 11/12 |

| | | | | |
|--|-----|-----|-----|----|
| Fraud by false representation (cheque and credit card fraud) | 34 | 25 | 34 | 9 |
| Fraud by false representation (other) | 299 | 128 | 206 | 80 |
| Failure to disclose information | 2 | 0 | 2 | 1 |
| Obtain services dishonestly | 1 | 4 | 2 | 2 |
| Articles for use in fraud | 89 | 55 | 53 | 18 |
| Other fraud | 62 | 22 | 56 | 17 |
| Forgery and counterfeiting | 54 | 39 | 52 | 27 |
| Fraudulent use of vehicle excise | 7 | 2 | 4 | 3 |
| Abuse of position of trust | 37 | 15 | 30 | 17 |

| Drug Offences | 10/11 | 11/12 | 10/11 | 11/12 |
|---------------|-------|-------|-------|-------|
|---------------|-------|-------|-------|-------|

| | | | | |
|---|-----|-----|-----|-----|
| Trafficking in controlled drugs | 16 | 27 | 17 | 21 |
| Possession of controlled drugs (excluding cannabis) | 152 | 133 | 139 | 131 |
| Possession of controlled drugs (cannabis) | 522 | 543 | 509 | 523 |
| Other drug offences | 1 | 3 | 0 | 3 |

HOME OFFICE RECORDABLE CRIME – Continued

| Other Recordable Offences | No. of offences | | No. of detections | | Home Office Recorded Crime Total | 10/11 | 11/12 |
|--|-----------------|-------|-------------------|-------|-------------------------------------|-------|-------|
| | 10/11 | 11/12 | 10/11 | 11/12 | | | |
| Going equipped | 30 | 23 | 23 | 24 | Recorded | 6,374 | 6,119 |
| Blackmail | 4 | 4 | 0 | 3 | Detected | 2,471 | 2,250 |
| Kidnapping | 0 | 4 | 0 | 1 | % sanction detections | 38.8 | 36.8 |
| Riot | 0 | 0 | 0 | 0 | | | |
| Violent disorder | 2 | 0 | 2 | 0 | | | |
| Other offences against the state or public order | 38 | 43 | 19 | 32 | | | |
| Immigration offences | 0 | 0 | 0 | 0 | | | |
| Perverting the course of justice | 6 | 8 | 6 | 5 | | | |
| Absconding from lawful custody | 0 | 0 | 0 | 0 | | | |
| Firearms offences | 4 | 4 | 4 | 4 | | | |
| Customs & revenue offences | 0 | 0 | 0 | 0 | | | |
| Bail offences | 0 | 0 | 0 | 0 | | | |
| Trade descriptions offences | 6 | 3 | 6 | 2 | | | |
| Obscene publications etc | 4 | 2 | 4 | 1 | | | |
| False misleading statements | 4 | 1 | 2 | 0 | | | |
| Dangerous driving | 2 | 8 | 3 | 6 | | | |
| Adulteration of food | 0 | 0 | 0 | 0 | | | |
| All other recordable offences | 8 | 6 | 4 | 0 | | | |

ARRESTS ARISING FROM ANPR[†] ACTIVATION

| | 10/11 | 11/12 |
|-------------|-------|-------|
| Uniform/CID | 156 | 145 |

*Cash seized and detained but yet to be made subject of a formal forfeiture order £288,794

[†]Automatic Number Plate Recognition

ASSAULTS ON POLICE OFFICERS IN CITY OF LONDON

| | 10/11 | 11/12 |
|----------------------------------|-------|-------|
| Sec 18 GBH | 0 | 0 |
| Sec 20 GBH | 0 | 0 |
| Sec 38 Assault | 0 | 0 |
| Sec 47 Assault | 0 | 0 |
| Police Act 96 Sec 89 (1) Assault | 16 | 18 |

DRUG OFFENCES

| Disposal of drug offences (by offender) | No. of detections | |
|---|-------------------|-------|
| | 10/11 | 11/12 |
| Charges | 98 | 129 |
| Cautions/reprimand/final warning | 165 | 191 |
| Cannabis warning | 382 | 370 |

As one person can be sanctioned for more than one crime – the total here will not equal the total sanctions reported above.

TRAFFIC PROSECUTIONS

| | 10/11 | 11/12 |
|--|-------|-------|
| Persons subject to written warnings | 287 | 885 |
| Vehicle defect rectification scheme notices issued (option to repair or be prosecuted) | 672 | 287 |
| Endorsable penalty tickets issued | 1,838 | 1,321 |
| Non-endorsable tickets issued | 4,469 | 4,197 |

CAMERA DETECTED OFFENCES – SPEED & ATS

| | | |
|-------------------------|--------|--------|
| Number of offences | 23,371 | 19,065 |
| Conditional offers made | 6,072 | 4,566 |
| Accepted offers | 4,769 | 4,491 |

REPORTABLE ROAD TRAFFIC CASUALTY COLLISIONS

| | | |
|-----------------------------|-----|-----|
| Fatal collisions | 1 | 1 |
| All other injury collisions | 351 | 429 |

PUBLIC ORDER AND SPECIAL OCCASIONS

| | 10/11 | 11/12 |
|--|-------|-------|
| Operations | 828 | 859 |
| Marches | 1 | 1 |
| Demonstrations/picketing at industrial disputes | 84 | 128 |
| Visits by members of the Royal Family to the City | 62 | 76 |
| VIP protection for persons other than the Royal Family | 13 | 14 |
| High value cargo escorts | 91 | 58 |

ISSUE AND USE OF FIREARMS

| | 10/11 | 11/12 |
|--|-------|-------|
| Officers authorised to use firearms | 51 | 52 |
| Operations where persons known or believed to be armed | 64 | 64 |

PROTECTION

| | 10/11 | 11/12 |
|--|-------|-------|
| (1) Persons | 65 | 73 |
| (2) Property eg premises and valuable goods in transit | 91 | 58 |
| Incidents in which firearms were discharged (other than in training) | 1 | 0 |

POLICE AND CRIMINAL EVIDENCE ACT 1984 – Section 5 by self-defined ethnicity

Number of searches by reason for search (1)

| ETHNIC GROUP | | Stolen Property | | Drugs | | Firearms | | Offensive Weapons | | Going Equipped | | Criminal Damage | | Other | | Total | |
|------------------------|---------------------------|-----------------|--------------|--------------|--------------|------------|-----------|-------------------|------------|----------------|------------|-----------------|-----------|-----------|-----------|-------------|-------------|
| Main | Sub-group | 10/11 | 11/12 | 10/11 | 11/12 | 10/11 | 11/12 | 10/11 | 11/12 | 10/11 | 11/12 | 10/11 | 11/12 | 10/11 | 11/12 | 10/11 | 11/12 |
| White | British | 541 | 385 | 895 | 507 | 14 | 11 | 43 | 34 | 104 | 73 | 11 | 12 | 9 | 4 | 1617 | 1026 |
| | Irish | 19 | 19 | 23 | 19 | 1 | 1 | 0 | 4 | 4 | 2 | 0 | 0 | 0 | 1 | 47 | 46 |
| | Other | 500 | 496 | 430 | 272 | 3 | 6 | 18 | 28 | 87 | 63 | 9 | 0 | 10 | 4 | 1057 | 869 |
| Mixed | White and Black Caribbean | 31 | 17 | 52 | 46 | 2 | 4 | 8 | 6 | 8 | 8 | 3 | 0 | 0 | 0 | 104 | 81 |
| | White and Black African | 12 | 5 | 13 | 13 | 1 | 0 | 2 | 0 | 3 | 1 | 1 | 0 | 0 | 0 | 32 | 19 |
| | White and Asian | 3 | 1 | 11 | 10 | 0 | 0 | 0 | 1 | 1 | 2 | 1 | 0 | 0 | 0 | 16 | 14 |
| | Other | 10 | 13 | 44 | 23 | 1 | 1 | 2 | 0 | 2 | 2 | 0 | 0 | 0 | 0 | 59 | 39 |
| Asian or Asian British | Indian | 26 | 24 | 72 | 47 | 5 | 0 | 2 | 3 | 3 | 0 | 0 | 0 | 3 | 2 | 111 | 76 |
| | Pakistani | 37 | 16 | 111 | 71 | 5 | 4 | 3 | 1 | 5 | 4 | 0 | 0 | 0 | 0 | 161 | 96 |
| | Bangladeshi | 116 | 66 | 236 | 189 | 10 | 4 | 21 | 4 | 15 | 14 | 0 | 0 | 8 | 2 | 406 | 279 |
| | Other | 28 | 24 | 47 | 51 | 4 | 4 | 2 | 8 | 4 | 0 | 2 | 1 | 1 | 1 | 88 | 89 |
| Black or Black British | Caribbean | 99 | 69 | 166 | 131 | 31 | 7 | 15 | 16 | 10 | 10 | 1 | 0 | 3 | 5 | 325 | 238 |
| | African | 145 | 64 | 114 | 102 | 23 | 5 | 12 | 13 | 27 | 10 | 4 | 2 | 2 | 2 | 327 | 198 |
| | Other | 19 | 21 | 46 | 44 | 7 | 1 | 5 | 8 | 5 | 3 | 1 | 0 | 0 | 1 | 83 | 78 |
| Chinese or other | Chinese | 4 | 4 | 15 | 7 | 0 | 0 | 1 | 1 | 1 | 1 | 0 | 0 | 0 | 0 | 21 | 13 |
| | Other | 8 | 6 | 16 | 8 | 0 | 0 | 1 | 2 | 3 | 0 | 0 | 0 | 2 | 0 | 30 | 16 |
| Not stated | 350 | 300 | 278 | 224 | 185 | 12 | 8 | 37 | 32 | 58 | 34 | 5 | 2 | 6 | 7 | 642 | 546 |
| Vehicle only searched | | 11 | 2 | 0 | 0 | 0 | 0 | 0 | 0 | - | 0 | - | 0 | 2 | 1 | 13 | 3 |
| Total | | 1,909 | 1,510 | 2,515 | 1,725 | 119 | 56 | 172 | 161 | 340 | 227 | 38 | 17 | 46 | 30 | 5139 | 3726 |

POLICE AND CRIMINAL EVIDENCE ACT 1984 – Section 5 persons and vehicles searched

Number of arrests resulting from searches by reason for arrest

| ETHNIC GROUP | | Stolen Property | | Drugs | | Firearms | | Offensive Weapons | | Going Equipped | | Criminal Damage | | Other | | Total | |
|-------------------------------|---------------------------|-----------------|-------|-------|-------|----------|-------|-------------------|-------|----------------|-------|-----------------|-------|-------|-------|-------|-------|
| | Sub-group | 10/11 | 11/12 | 10/11 | 11/12 | 10/11 | 11/12 | 10/11 | 11/12 | 10/11 | 11/12 | 10/11 | 11/12 | 10/11 | 11/12 | 10/11 | 11/12 |
| Main | | | | | | | | | | | | | | | | | |
| White | British | 65 | 43 | 41 | 30 | 0 | 1 | 4 | 2 | 11 | 4 | 3 | 3 | 42 | 33 | 290 | 116 |
| | Irish | 1 | 3 | 1 | 1 | 0 | 0 | 0 | 0 | 1 | 0 | 1 | 0 | 5 | 2 | 15 | 6 |
| | Other | 47 | 53 | 18 | 14 | 0 | 2 | 3 | 5 | 7 | 8 | 4 | 0 | 40 | 29 | 137 | 111 |
| Mixed | White and Black Caribbean | 2 | 4 | 4 | 2 | 0 | 0 | 0 | 0 | 2 | 1 | 2 | 0 | 3 | 3 | 21 | 10 |
| | White and Black African | 3 | 1 | 0 | 0 | 0 | 0 | 0 | 0 | 1 | 0 | 0 | 0 | 2 | 1 | 5 | 2 |
| | White and Asian | 0 | 0 | 1 | 0 | 0 | 0 | 0 | 0 | 0 | 0 | 0 | 0 | 0 | 0 | 4 | 0 |
| | Other | 0 | 2 | 0 | 1 | 0 | 0 | 1 | 0 | 0 | 0 | 0 | 0 | 3 | 1 | 9 | 4 |
| Asian or Asian British | Indian | 4 | 4 | 4 | 1 | 0 | 0 | 0 | 0 | 0 | 0 | 0 | 0 | 5 | 4 | 8 | 9 |
| | Pakistani | 8 | 2 | 4 | 5 | 0 | 0 | 2 | 0 | 0 | 0 | 0 | 0 | 7 | 3 | 18 | 10 |
| | Bangladeshi | 9 | 4 | 13 | 13 | 0 | 0 | 0 | 0 | 2 | 0 | 1 | 0 | 16 | 5 | 28 | 22 |
| | Other | 3 | 2 | 3 | 2 | 0 | 0 | 0 | 0 | 0 | 0 | 1 | 0 | 5 | 2 | 12 | 6 |
| Black or Black British | Caribbean | 14 | 6 | 7 | 12 | 0 | 0 | 0 | 0 | 2 | 0 | 0 | 0 | 10 | 9 | 65 | 27 |
| | African | 19 | 3 | 7 | 5 | 0 | 0 | 0 | 0 | 1 | 1 | 1 | 0 | 14 | 11 | 81 | 20 |
| | Other | 2 | 3 | 0 | 2 | 0 | 0 | 0 | 0 | 0 | 0 | 0 | 0 | 3 | 1 | 15 | 6 |
| Chinese or other | Chinese | 1 | 0 | 0 | 0 | 0 | 0 | 0 | 0 | 0 | 0 | 0 | 0 | 0 | 0 | 9 | 0 |
| | Other | 2 | 0 | 1 | 1 | 0 | 0 | 1 | 0 | 0 | 0 | 0 | 0 | 2 | 0 | 6 | 1 |
| Not stated | | 41 | 26 | 13 | 6 | 0 | 0 | 2 | 0 | 9 | 3 | 2 | 1 | 49 | 50 | 149 | 86 |
| Vehicle only searched | | | 0 | | | | | | | | - | | - | | - | 0 | 0 |
| Total | | 221 | 156 | 117 | 95 | - | 3 | 13 | 7 | 36 | 17 | 15 | 4 | 206 | 154 | 872 | 436 |

PERSONS AND VEHICLES SEARCHED TERRORISM ACT 2000 SECTION 44

Stops and searches of VEHICLE and OCCUPANTS in order to prevent acts of terrorism (by self-defined ethnicity)


| Ethnic group | | Searches | | Arrests in connection with terrorism | | Arrests for other reasons | |
|------------------------|---------------------------|------------|----------|--------------------------------------|----------|---------------------------|----------|
| | | 10/11 | 11/12 | 10/11 | 11/12 | 10/11 | 11/12 |
| Main Sub-group | | 10/11 | 11/12 | 10/11 | 11/12 | 10/11 | 11/12 |
| White | British | 395 | 0 | 0 | 0 | - | - |
| Irish | | 5 | 0 | 0 | 0 | - | - |
| Other | | 166 | 0 | 0 | 0 | 1 | 0 |
| Mixed | White and Black Caribbean | 10 | 0 | 0 | 0 | - | - |
| | White and Black African | 4 | 0 | 0 | 0 | - | - |
| | White and Asian | 4 | 0 | 0 | 0 | - | - |
| | Other | 10 | 0 | 0 | 0 | - | - |
| Asian or Asian British | Indian | 22 | 0 | 0 | 0 | - | - |
| | Pakistani | 20 | 0 | 0 | 0 | - | - |
| | Bangladeshi | 17 | 0 | 0 | 0 | - | - |
| | Other | 24 | 0 | 0 | 0 | 1 | 0 |
| Black or Black British | Caribbean | 38 | 0 | 0 | 0 | - | - |
| | African | 31 | 0 | 0 | 0 | - | - |
| | Other | 7 | 0 | 0 | 0 | - | - |
| Chinese or other | Chinese | 8 | 0 | 0 | 0 | - | - |
| | Other | 6 | 0 | 0 | 0 | - | - |
| Not stated | | 45 | 0 | 0 | 0 | 1 | 0 |
| Vehicle only searched | | 2 | 0 | 0 | 0 | - | - |
| Total | | 814 | 0 | 0 | 0 | 3 | 0 |

PERSONS AND VEHICLES SEARCHED TERRORISM ACT 2000 SECTION 44

Stops and searches of PEDESTRIANS in order to prevent acts of terrorism (by self-defined ethnicity)

| Ethnic group | | Searches | | Arrests in connection with terrorism | | Arrests for other reasons | |
|------------------------|---------------------------|------------|----------|--------------------------------------|----------|---------------------------|----------|
| | | 10/11 | 11/12 | 10/11 | 11/12 | 10/11 | 11/12 |
| Main Sub-group | | 10/11 | 11/12 | 10/11 | 11/12 | 10/11 | 11/12 |
| White | British | 36 | 0 | 0 | 0 | 0 | 0 |
| Irish | | 0 | 0 | 0 | 0 | 0 | 0 |
| Other | | 45 | 0 | 0 | 0 | 1 | 0 |
| Mixed | White and Black Caribbean | 0 | 0 | 0 | 0 | 0 | 0 |
| | White and Black African | 2 | 0 | 0 | 0 | 0 | 0 |
| | White and Asian | 0 | 0 | 0 | 0 | 0 | 0 |
| | Other | 1 | 0 | 0 | 0 | 0 | 0 |
| Asian or Asian British | Indian | 19 | 0 | 0 | 0 | 1 | 0 |
| | Pakistani | 10 | 0 | 0 | 0 | 0 | 0 |
| | Bangladeshi | 12 | 0 | 0 | 0 | 1 | 0 |
| | Other | 11 | 0 | 0 | 0 | 0 | 0 |
| Black or Black British | Caribbean | 6 | 0 | 0 | 0 | 1 | 0 |
| | African | 6 | 0 | 0 | 0 | 1 | 0 |
| | Other | 3 | 0 | 0 | 0 | 0 | 0 |
| Chinese or other | Chinese | 5 | 0 | 0 | 0 | 0 | 0 |
| | Other | 1 | 0 | 0 | 0 | 0 | 0 |
| Not stated | | 15 | 0 | 0 | 0 | 2 | 0 |
| Vehicle only searched | | | | | | | |
| Total | | 172 | 0 | 0 | 0 | 7 | 0 |

BURGLARY - NON DWELLING



PERSONS AND VEHICLES SEARCHED

Criminal Justice and Public Order Act 1994 Section 60 Searches in Anticipation of Violence

| Ethnic group | Main Sub-group | Searches | | Arrests for offensive weapons | | Arrests for other reasons | |
|-------------------------------|---------------------------|----------|-------|-------------------------------|-------|---------------------------|-------|
| | | 10/11 | 11/12 | 10/11 | 11/12 | 10/11 | 11/12 |
| White | British | 1 | 10 | 0 | 0 | 0 | 1 |
| Irish | | 0 | 0 | 0 | 0 | 0 | 0 |
| Other | | 0 | 19 | 0 | 0 | 0 | 1 |
| Mixed | White and Black Caribbean | 1 | 0 | 0 | 0 | 0 | 0 |
| | White and Black African | 0 | 0 | 0 | 0 | 0 | 0 |
| | White and Asian | 0 | 0 | 0 | 0 | 0 | 0 |
| | Other | 0 | 3 | 0 | 0 | 0 | 0 |
| Asian or Asian British | Indian | 1 | 1 | 0 | 0 | 0 | 0 |
| | Pakistani | 1 | 1 | 0 | 0 | 0 | 0 |
| | Bangladeshi | 3 | 0 | 0 | 0 | 0 | 0 |
| | Other | 0 | 2 | 0 | 0 | 0 | 0 |
| Black or Black British | Caribbean | 1 | 22 | 0 | 0 | 0 | 0 |
| | African | 0 | 8 | 0 | 0 | 0 | 0 |
| | Other | 1 | 8 | 0 | 0 | 0 | 0 |
| Chinese or other | Chinese | 0 | 0 | 0 | 0 | 0 | 0 |
| | Other | 0 | 0 | 0 | 0 | 0 | 0 |
| Not stated | | 0 | 14 | 0 | 0 | 0 | 0 |
| Vehicle only searched | | 0 | 0 | 0 | 0 | 0 | 0 |
| Total | | 9 | 88 | 0 | 0 | 0 | 2 |

HUMAN RESOURCES

| HEAD COUNT | | White or White British | | Mixed | | Black or Black British | | Asian or Asian British | | Chinese/ Chinese British or other ethnic minority group | | Not Stated | | Total |
|---------------------------|----------------------|------------------------|------------|-----------|----------|------------------------|-----------|------------------------|-----------|---|----------|------------|----------|------------|
| | | M | F | M | F | M | F | M | F | M | F | M | F | |
| Police | ACPO | 3 | 0 | 0 | 0 | 0 | 0 | 0 | 0 | 0 | 0 | 0 | 0 | 3 |
| | Chief Superintendent | 6 | 0 | 0 | 0 | 0 | 0 | 0 | 0 | 0 | 0 | 0 | 0 | 6 |
| | Superintendent | 10 | 1 | 0 | 0 | 0 | 0 | 0 | 0 | 0 | 0 | 0 | 0 | 11 |
| | Chief Inspector | 11 | 3 | 0 | 0 | 2 | 1 | 0 | 0 | 0 | 0 | 0 | 0 | 17 |
| | Inspector | 49 | 9 | 1 | 0 | 0 | 0 | 0 | 0 | 0 | 0 | 1 | 0 | 60 |
| | Sergeant | 106 | 30 | 1 | 0 | 1 | 0 | 1 | 0 | 1 | 0 | 0 | 0 | 140 |
| | Constable | 428 | 128 | 8 | 4 | 4 | 4 | 15 | 2 | 0 | 2 | 1 | 0 | 596 |
| Sub Total | | 613 | 171 | 10 | 4 | 7 | 5 | 16 | 2 | 1 | 2 | 2 | 0 | 833 |
| Special Constables | | 60 | 27 | 0 | 1 | 3 | 0 | 7 | 0 | 1 | 0 | 0 | 0 | 99 |
| Support Staff | ACPO | 0 | 0 | 0 | 0 | 1 | 0 | 0 | 0 | 0 | 0 | 0 | 0 | 1 |
| | PCSO | 19 | 12 | 0 | 1 | 1 | 0 | 3 | 3 | 0 | 0 | 0 | 0 | 39 |
| | Staff | 94 | 116 | 3 | 3 | 11 | 17 | 8 | 16 | 2 | 4 | 0 | 0 | 274 |
| | Supervisor | 8 | 8 | 0 | 1 | 0 | 3 | - | 0 | 3 | 0 | 0 | 0 | 23 |
| | Manager | 17 | 19 | 0 | 1 | 2 | 1 | 1 | 0 | 0 | 0 | 0 | 0 | 41 |
| Sub Total | | 138 | 155 | 3 | 6 | 15 | 21 | 12 | 19 | 5 | 4 | 0 | 0 | 378 |
| Volunteers | | 9 | 10 | 0 | 2 | 0 | 0 | 0 | 1 | 1 | 1 | 0 | 0 | 24 |

CIVILIAN SUPPORT STAFF – sickness absence

| | |
|---|-------|
| Absences due to sick leave | 508 |
| Working days lost | 2,813 |
| Average strength | 388 |
| Average number of days lost per member of CSS | 7.3 |

POLICE – sickness absence

| | |
|---|-------|
| Absences due to sick leave | 662 |
| Working days lost | 4,028 |
| Average strength | 861 |
| Average number of days lost per officer | 4.7 |

EXPENDITURE AND INCOME

| EXPENDITURE | 2011/12 | | 2010/11 | | | |
|--|------------------------|--------------|---------------------|--------------|-----------------|--------------|
| | Latest approved budget | | Outturn (unaudited) | | Outturn | |
| | £'000 | % | £'000 | % | £'000 | % |
| Premises-related expenses | 3,520.0 | 3.6 | 3,484.0 | 3.7 | 3,512.0 | 3.7 |
| Transport-related expenses | 2,090.0 | 2.1 | 2,013.0 | 2.2 | 2,458.0 | 2.6 |
| Supplies and services | 10,128.0 | 10.4 | 8,996.0 | 9.6 | 10,694.0 | 11.2 |
| Third-party payments | 1,708.0 | 1.8 | 1,821.0 | 1.9 | 1,777.0 | 1.9 |
| Central and other recharges | 3304.0 | 3.4 | 3331.0 | 3.5 | 3642.0 | 3.8 |
| Surplus transferred | 1,600.0 | 1.6 | 1,604 | 1.7 | 0.0 | 0.0 |
| Capital expenditure (inc. financing costs) | 1160.0 | 1.2 | 1067.0 | 1.1 | 1131.0 | 1.2 |
| Contingencies | 247.0 | 0.3 | 0.0 | 0.0 | 0.0 | 0.0 |
| Total other expenditure | 23,757.0 | 24.4 | 22,316.0 | 23.7 | 23,214.0 | 24.3 |
| Employees (inc. pensions) | 73,703.0 | 75.6 | 71,667.0 | 76.3 | 72,416.0 | 75.7 |
| Total expenditure | 97,460.0 | 100.0 | 93,983.0 | 100.0 | 95,630.0 | 100.0 |

| INCOME | 2011/12 | | 2010/11 | | | |
|--|----------------------|--------------|---------------------|--------------|-----------------|--------------|
| | Last approved budget | | Outturn (unaudited) | | Outturn | |
| | £'000 | % | £'000 | % | £'000 | % |
| Home Office revenue grants (Principal Formula and SSA) | 61,623.0 | 63.3 | 61,623.0 | 65.6 | 62,349.0 | 65.2 |
| Police Authority | 4,900.0 | 5.0 | 4,900.0 | 5.2 | 4,900.0 | 5.1 |
| Total basic income | 66,523.0 | 68.3 | 66,523.0 | 70.8 | 67,249.0 | 70.3 |
| Other Home Office revenue grants | 16,135.0 | 16.6 | 15,139.0 | 16.1 | 18,136.0 | 19.0 |
| Other grants, reimbursements and contributions | 7,138.0 | 7.3 | 6,773.0 | 7.2 | 7,148.0 | 7.5 |
| Surplus transferred | 3,369.0 | 3.5 | 360.0 | 0.4 | 51.0 | 0.1 |
| Customer, client receipts and recharges | 3,372.0 | 3.4 | 4,127.0 | 4.4 | 2,010.0 | 2.1 |
| Home Office capital grant/ capital receipt | 923.0 | 0.9 | 1,061.0 | 1.1 | 1,036 | 1.1 |
| Total income | 97,460.0 | 100.0 | 93,983.0 | 100.0 | 95,630.0 | 100.0 |

FREE TRANSLATION, LARGE PRINT OR BRAILLE

For free translation phone

للترجمة المجانية الرجاء الاتصال هاتفياً.

欲索取免費譯本，請致電。

Pour une traduction gratuite, téléphonez

मुफ्त अनुवाद के लिए फ़ोन कीजिए

സൗജന്യമായ തർജ്ജിമയ്ക്കായി ബന്ധപ്പെടുക

Turjubaan lacag la'aan ah ka soo wac telefoonka.

Para uma tradução grátis, telefone.

বিনাখরচে অনুবাদের জন্য টেলিফোন করুন

મફત ભાષાંતર માટે ફોન કરો.

मुँढत अढुवढद लएी ढेन वढे

مفت ترجمے کے لئے ٹیلیفون کیجئے۔

Za besplatne prevode pozovite

Para obtener una traducción telefónica gratuita llame al:

Перевод – бесплатно. Звоните.

Për një përkthim falas telefononi.

இலவச மொழிபெயர்ப்புக்கு தொலைபேசி செய்யவும்.

Για δωρεάν μετάφραση, τηλεφωνήστε.

Ücretsiz çeviri için telefon edin.

Điện thoại để được thông dịch miễn phí.

بۆ وەرگێران (تەرجومه کردن) به خۆراییی، ته له فۆن بکه.

Del nemokamo vertimo skambinkinte

Po bezpłatne tłumaczenie prosimy dzwonić:

0800 952 0119 Free translation, large print or braille

Monday to Friday 9:00am – 5:00pm

© Newham Language Shop

Reference: 94475

www.cityoflondon.police.uk

general enquiries:
020 7601 2222

safer city wards policing team:
020 7601 2452

email:
community@cityoflondon.pnn.police.uk

Wood Street Headquarters
37 Wood Street
London EC2P 2NQ
7.30am – 7.30pm
Monday to Friday

Bishopsgate Police Station
182 Bishopsgate
London EC2M 4NP
Open 24 hours

Barbican
Satellite Police Office
Shakespeare Tower
Barbican Estate
London EC2

Professional Standards Directorate
PO Box 36451
182 Bishopsgate
London EC2M 4WN
DL: 020 7601 2770
psd_public@cityoflondon.pnn.police.uk

Economic Crime Directorate
21 New Street
London EC2M 4TP

Snow Hill Police Station
5 Snow Hill
London EC1A 2DP
Open 24 hours